

***User Manual on e-Payment
under
PROFESSION TAX***



Department of State Taxes
Government of Nagaland

e-Payment

- 1. Payment***
- 2. Check UPRN***
- 3. Payment Status***
- 4. Print e-Challan***

Click on the "[Professional Tax](#)" link under "e-Services" of Department Web portal "<https://nagalandtax.nic.in>"

The screenshot shows the website for the Department of State Taxes, Government of Nagaland. The header features the GST logo and the slogan "Nation Building" with the tagline "Taxpayers are the backbone of Nation's progress". The date "Wednesday, January 21, 2026" is displayed. The "e-Services" menu on the right contains the following items: Officer Login (VAT), e-Services(VAT), e-Services(Pet/Amu), e-WayBill (Inv. Update), e-Registration, e-Payment, e-Challan, Form & TIN Verification, TCC(Officer Login), TCC(Taxpayer Login), TCC(Check Status), and Professional Tax. A blue arrow points to the "Professional Tax" link. The "About US" menu on the left includes: History & Statistics, Organisation Chart, Who's Who, AAR,APAR & RTI, Citizens Charter, Commissioner's Desk, Revenue, Vision 2030, Post Vacancy Notification, Others, and Reconciliation. The "Acts & Rules" menu includes: Acts+Rules and Circulars. The "Dealer Services" menu includes: Tax Rates and Step-by-Step Process. The footer shows the URL "https://taxsoft-ngl.nic.in/Ptaxnagaland" and the system tray with the date "21-01-2026" and time "12:28".

1. Payment

Click on the "**Payment**" link under "e-payment" section

The screenshot shows a web browser window with the URL taxsoft-ngl.nic.in/Ptaxnagaland. The page header includes the logo of the Government of Nagaland and the text "Department of State Taxes Government of Nagaland Professional Tax". Below the header is a blue banner with the text "Professional Tax Online Registration and e-Payment System".

The main content area is divided into three sections:

- PTIN Services:**
 - ✓ Generate PTIN
 - ✓ Check Enrollment
 - ✓ PTIN Certificate
 - ✓ Forgot Ack/Ptin
- e-Payment:** This section is highlighted with a blue arrow. It contains:
 - ✓ **Payment** (highlighted in red)
 - ✓ Check UPRN
 - ✓ Payment Status
- Officer Login:** A purple box containing:
 - Username input field
 - Password input field
 - Sign in button

The central graphic features the text "NAGALAND ONLINE PROFESSIONAL TAX PAYMENT" and "Make your Nagaland professional tax payments securely online" above an illustration of two men at a desk with a calculator and a "TAX" sign.

The browser's address bar shows the URL <https://taxsoft-ngl.nic.in/Ptaxnagaland/TaxPayer/ChallanEntry>. The Windows taskbar at the bottom shows the search bar, system tray, and date/time (12:28, 21-01-2026).

Enter the **PTIN** and click on “**Search**”. PTIN Registration information shall be auto-fetched

taxsoft-ngl.nic.in/Ptaxnagaland/TaxPayer/ChallanEntry

Department of State Taxes
Government of Nagaland
Professional Tax

Professional Tax Online Registration and e-Payment System

[Back to Home](#)

Search PTIN To Proceed Payment

Enter PTIN *

01RCJBPS8429P629

Search

Enter PTIN

12:30
21-01-2026

Payment Details Entry

PTin No *	01RCJBPS8429P629
Entity Name *	DIMAPUR RENTALS
Profession Description *	LEASING BUSINESS
Mobile No *	8974007108
Email *	rsekhose1976@gmail.com
District *	DIMAPUR
Pin Code *	797112
Tax Schedule *	DEALERS UNDER NAGALAND VALUE ADDED TAX ACT,2005, NAGALAND GOODS AND SERVICE TAX ACT,2017 AND THE NAGALAND SALES TAX ACT,1967 WHETHER REGISTERED OR NOT WHOSE ANNUAL GROSS TURNOVER IN ANY YEAR IS RS 2500000 TO RS 1 CRORE
Rate of Tax *	2000 PER ANNUM
Entity Description *	REGISTERED TAXPAYER UNDER GST/VAT/CST/PETROLEUM(R)

Select the Payment type : Yearly/Monthly

Rediffmail x Newsletter - Mail (commr.ta x WhatsApp x DIMAPUR RENTALS.pdf x Professional Tax x

taxsoft-ngl.nic.in/Ptaxnagaland/TaxPayer/ChallanEntry

Goods & Service Ta... vpn.gst.gov.in/my.p... NIC Accounts mu alem All Bookmarks

Payment Type *	YEARLY
Month *	YEARLY
Tax Period *	--Select Period--
Tax Amount *	0
Interest *	0
Penalty *	0
Others *	0
Total Amount *	0
Payremark	

Select Payment type

Proceed

Select "Tax Period"

Select the "Month" & "Year" if Payment type is monthly

Select the financial year if Payment type is Yearly

The screenshot shows a web browser window with the following tabs: Rediffmail, Search - Mail (commr.tax-ng), WhatsApp, DIMAPUR RENTALS.pdf, and Professional Tax. The address bar shows the URL: taxsoft-ngl.nic.in/Ptaxnagaland/TaxPayer/ChallanEntry. The browser's bookmark bar includes: Goods & Service Ta..., vpn.gst.gov.in/my.p..., NIC Accounts, mu, and alem. The main content area displays a form with the following fields:

Payment Type *	YEARLY
Month *	JANUARY
Tax Period *	--Select Period--
Tax Amount *	
Interest *	
Penalty *	
Others *	
Total Amount *	
Payremark	

The 'Tax Period' dropdown menu is open, showing a list of financial years from 2009-10 to 2026-27. A blue arrow points to the dropdown menu. The 'Process' button is visible at the bottom of the form.

Office of the Commissioner of State Tax
Dimapur-797111

Windows taskbar: Search, Start, Task View, Edge, YouTube, Facebook, Firefox, Chrome, Photoshop, File Explorer, Word, System tray: ENG IN, Wi-Fi, Speaker, 12:33, 21-01-2026

Enter Tax details (Tax amount,Interest,Penalty,Others) . “Total amount” shall be calculated automatically.

Enter “Remarks”

Click on “Proceed”

The screenshot shows a web browser window with the URL `taxsoft-ngl.nic.in/Ptaxnagaland/TaxPayer/ChallanEntry`. The browser tabs include Rediffmail, Search - Mail (commr.tax-ng), WhatsApp, DIMAPUR RENTALS.pdf, and Professional Tax. The browser address bar shows the URL and search, star, download, and menu icons. The browser toolbar includes icons for Goods & Service Tax, vpn.gst.gov.in/my.p..., NIC Accounts, mu, and alem, along with an All Bookmarks folder.

Payment Type *	YEARLY
Month *	JANUARY
Tax Period *	2025-26
Tax Amount *	1
Interest *	0
Penalty *	0
Others *	0
Total Amount *	1
Payremark	P Tax payment

Enter Payment Details

Proceed

Office of the Commissioner of State Taxes, Near G.H.S.S, Lengrijan
Dimapur-797112(Nanaland)



Search



ENG IN 12:42 21-01-2026

Generation of Unique Payment reference Number (UPRN)

Browser tabs: Rediffmail, Search - Mail (commr.tax-ng), WhatsApp, DIMAPUR RENTALS.pdf, Professional Tax

Address bar: taxsoft-ngl.nic.in/Ptaxnagaland/TaxPayer/PayPreview/0?Ackdate=01%2F01%2F0001%2000%3A00%3A00&Entitycode=R&Entityname=REGISTERED%20TAXPAYER%...

Bookmarks: Goods & Service Ta..., vpn.gst.gov.in/my.p..., NIC Accounts, mu, alem, All Bookmarks

Please Note Down this e-Payment UPRN number for future Reference



Unique Payment Reference Number(UPRN)	PT2101202610119
Payment Date	21/01/2026
PTin No	01RCJBPS8429P629
Entity Name	DIMAPUR RENTALS
Profession Description	LEASING BUSINESS
Mobile No	8974007108
Email	rsekhose1976@gmail.com
District	DIMAPUR
Pin Code	797112
Rate of Tax	2000 PER ANNUM
Entity Description	REGISTERED TAXPAYER UNDER GST/VAT/CST/PETROLEUM(R)
Office Name	DIMAPUR WARD C
Payment Type	YEARLY
Month If Any	
Tax Period	2025-26

Click on "Pay Now" to proceed for actual payment

Browser tabs: Rediffmail, Search - Mail (commr.tax-ng), WhatsApp, DIMAPUR RENTALS.pdf, Professional Tax

Address bar: taxsoft-ngl.nic.in/Ptaxnagaland/TaxPayer/PayPreview/0?Ackdate=01%2F01%2F0001%2000%3A00%3A00&Entitycode=R&Entityname=REGISTERED%20TAXPAYER...

Bookmarks: Goods & Service Ta..., vpn.gst.gov.in/my.p..., NIC Accounts, mu, alem

Rate of Tax	2000 PER ANNUM
Entity Description	REGISTERED TAXPAYER UNDER GST/VAT/CST/PETROLEUM(R)
Office Name	DIMAPUR WARD C
Payment Type	YEARLY
Month If Any	
Tax Period	2025-26
Tax Amount	1
Interest	0
Penalty	0
Others	0
Total Amount	1



Pay Now

Office of the Commissioner of State Taxes, Near G.H.S.S, Lengrijan
Dimapur-797112(Nagaland)
Official e-mail: commr.tax-ngl@nic.in

Select the Payment mode: (Debit/Credit/Prepaid cards)/Net Banking/UPI/NEFT

The screenshot displays the SBI e-payment interface. On the left, a sidebar titled "Payment Details" lists five payment modes: "Debit/Credit/Prepaid Cards", "Banking Connect (Net Banking)", "UPI" (with logos for UPI, Paytm, and WhatsApp), "NEFT", and "SBI Branch Payment". A blue arrow points to the "UPI" option. The main content area is for the "Debit/Credit/Prepaid Cards" mode. It features a red warning message: "Please ensure that your card is enabled for online (E-Commerce) transactions कृपया सुनिश्चित करें कि आपका कार्ड (ई-कॉमर्स) लेनदेन के लिए सक्षम है". Below this, there are input fields for "Card Number" (with VISA, Mastercard, and RuPay logos), "Name of the card holder" (with a "Name as on card" placeholder), and "Expiry Date/Valid Thru" (with "Month" and "Year" dropdowns) and "CVV/CVC 4-DBC" (with an information icon). A checkbox is checked for "Use your GSTIN for claiming input tax (Optional)". A prominent yellow "Pay Now" button is at the bottom, with a "Cancel" link to its right. On the right side, an "Order Summary" box contains the following information: "Kindly note Order No.", "Order No.: PT2101202610119", "Merchant Name: Commissioner of State Taxes Nagaland", "Amount: 1.00", "Processing fee:", "GST:", "Total:", and "APM ID: PG_TRAN_396". The browser's address bar shows "epay.sbi.bank.in/secure/AggregatorHostedListener#no-back-button". The Windows taskbar at the bottom shows the search bar, task view, and various application icons, along with system tray icons for language (ENG IN), network, and volume, and the date/time "12:46 21-01-2026".

Payment Details

- Debit/Credit/Prepaid Cards
- Banking Connect (Net Banking)
- UPI
- NEFT
- SBI Branch Payment

Please ensure that your card is enabled for online (E-Commerce) transactions
कृपया सुनिश्चित करें कि आपका कार्ड (ई-कॉमर्स) लेनदेन के लिए सक्षम है

Card Number

Name of the card holder

Expiry Date/Valid Thru **CVV/CVC 4-DBC**

Use your GSTIN for claiming input tax (Optional)

Pay Now [Cancel](#)

Order Summary

Kindly note Order No.
Order No.: PT2101202610119
Merchant Name: Commissioner of State Taxes Nagaland

Amount: 1.00

Processing fee:

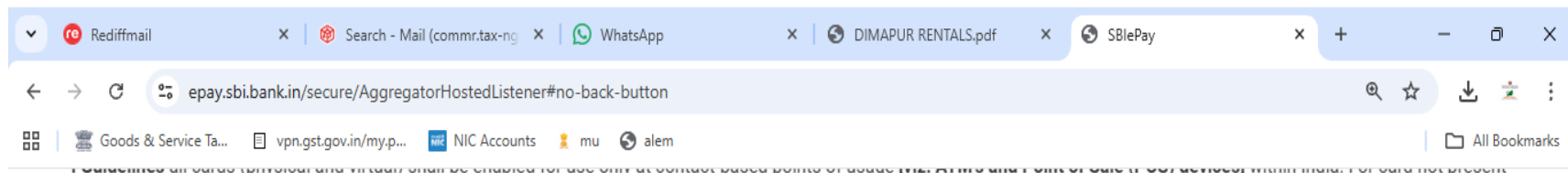
GST:

Total:

APM ID: PG_TRAN_396

A. Payment mode : Debit/Credit/Prepaid card

Enter card details and Click “Pay now”



Payment Details

- Debit/Credit/Prepaid Cards
- Banking Connect (Net Banking)
- UPI
- NEFT
- SBI Branch Payment

Please ensure that your card is enabled for online (E-Commerce) transactions
कृपया सुनिश्चित करें कि आपका कार्ड (ई-कॉमर्स) लेनदेन के लिए सक्षम है

Card Number

Name of the card holder

Expiry Date/Valid Thru **CVV/CVC 4-DBC**

Month Year

Use your GSTIN for claiming input tax (Optional)

Pay Now [Cancel](#)

Order Summary

Kindly note Order No.

Order No.:
PT2101202610119

Merchant Name:
Commissioner of State
Taxes Nagaland

Amount: 1.00

Processing fee:

GST:

Total:

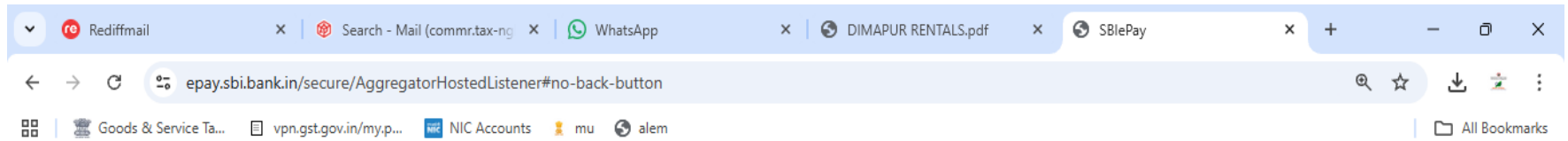
APM ID: PG_TRAN_396

B. Payment mode : UPI

Enter UPI ID and Click “ Validate UPI ID”

or

Select UPI QR to make payment through QR code



Payment Details

- Debit/Credit/Prepaid
- Cards
- Banking Connect (Net Banking)
- UPI**
- NEFT
- SBI Branch Payment

Please select UPI payment option

Enter UPI ID UPI QR

[Validate UPI ID](#)

Use your GSTIN for claiming input tax (Optional) [Cancel](#)

Please Note:
Additional charges may apply for payments made via Credit Card, Credit Line or Pre-Paid Instruments using UPI.

Order Summary

Kindly note Order No.

Order No.:
PT2101202610119

Merchant Name:
Commissioner of State
Taxes Nagaland

Amount:	1.00
Processing fee:	0.00 INR
GST:	0.00 INR
Total:	1.00 INR

APM ID: PG_TRAN_396

You can check the transaction status using the following link - [Click Here](#)



C. Payment mode : Net Banking

Select the bank and Click "Pay now"

Rediffmail | Search - Mail (commr.tax-ng) | WhatsApp | DIMAPUR RENTALS.pdf | SBIlePay

epay.sbi.bank.in/secure/AggregatorHostedListener#no-back-button

Goods & Service Ta... | vpn.gst.gov.in/my.p... | NIC Accounts | mu | alem | All Bookmarks

Cards

Banking Connect (Net Banking)

UPI | paytm

NEFT

SBI Branch Payment

Pay By NetBanking

Popular Banks

SBI

All Banks

State Bank of India

Use your GSTIN for claiming input tax (Optional)

Pay Now

Cancel

POWERED BY NBSL
NPCI Bharat Billto Ltd.

You can check the transaction status using the following link - [Click Here](#)

RuPay | MasterCard SecureCode | Verified by VISA | PCI Certified | Symantec

Search | ENG IN | 12:48 | 21-01-2026

Login to the Bank through Net banking Details

The screenshot shows a web browser window with the URL `merchant.sbi.bank.in/merchant/merchantprelogin.htm`. The page features the SBI Online logo and a notification about migrating the SBI Payment gateway. There are two tabs: 'Personal Banking' (selected) and 'Corporate Banking / yono BUSINESS'. The login form includes a warning that 'Username & Password are case sensitive', a 'User ID*' field with a blue star icon, a password field with masked characters, and 'LOGIN' and 'RESET' buttons. A 'Virtual Keyboard' is provided below the form. A disclaimer on the right explains the privacy contract and lists instructions for users. The Windows taskbar at the bottom shows the date as '21 January 2026' and the time as 'Wed 12:55 (Local time)'. The system language is set to 'ENG IN'.

As per instructions from CBDT, we are migrating SBI Payment gateway from existing OLTAS Income Tax Payment functionality(maintained by NSDL) to new I

Personal Banking Corporate Banking / yono BUSINESS

⚠ Username & Password are case sensitive

User ID*

.....

LOGIN RESET

Virtual Keyboard

~	!	@	#	\$	%	^	&	*	()	_	+
.	1	2	7	4	6	5	8	3	9	0	-	=
e	w	q	t	r	y	i	p	o	u	{	}	
g	a	d	s	f	k	j	h	l	[]	\	/

Disclaimer

The privacy contract is between you and the service provider. Bank is only facilitating the payment mechanism and is not responsible for any discrepancy by the service provider

- [Click here](#) to abort this transaction & return to the merchant site
- Mandatory fields are marked with (*)
- Do not provide your username and password other than this page
- Your username and password are highly confidential. Never part with them. SBI will never ask for this information.
- Reversal/Refund of failed merchant payment usually take 1-2 days. Kindly wait for minimum 24 hours before raising a complaint.
- Please ensure your account has sufficient balance
- Please ensure valid OTP is keyed-in
- Please ensure to complete the payment transaction well within time limit

21 January 2026

Wed 12:55 (Local time)

ENG IN

ZI-UI-ZUZ6

Confirmation of Payment

Browser tabs: Rediffmail, Spam - Mail (commr.tax-ngl), WhatsApp, DIMAPUR RENTALS.pdf, merchant.sbi.bank.in/merche

Address bar: merchant.sbi.bank.in/merchant/loginsubmit.htm;jsessionid=0000viDKEH4z_M4agJ4OK_VH_gN:1ap2r0dss

Bookmarks: Goods & Service Ta..., vpn.gst.gov.in/my.p..., NIC Accounts, mu, alem



Welcome
Last site vi

Payment Detail

Amount	SBIEPAY REFNO	Amount in word
6.90	5344851259140	Six Rupees and Ninety Paise only
Commission Amount (including GST)		
0.0		

Mandatory fields are marked with (*)

CONFIRM

RESET

[Click here](#) to abort this transaction and return to the Department of State Taxes Government of Nagaland site

Confirmation of Payment through OTP

The screenshot shows a web browser window with several tabs open: Rediffmail, Spam - Mail (commr.tax-ng), WhatsApp, DIMAPUR RENTALS.pdf, and STATE BANK OF INDIA. The address bar shows the URL `merchant.sbi.bank.in/merchant/merchantinter.htm`. The SBI Online logo is visible in the top left. A dark blue header bar contains a 'Welcome' message and a power icon. The main content area features a white box with the following text: 'Please use CONFIRM button to proceed after entering OTP in this page', 'Enter high security transaction password received in your mobile phone 91-8*****163', and 'Enter High Security Password*'. Below this is a password input field with six dots. A link reads: 'If you did not receive the High Security Password on SMS, you can [click here to resend the SMS](#).' At the bottom of the white box are two buttons: a yellow 'CONFIRM' button and a white 'BACK' button. A footer bar contains the text: 'Click [here](#) to abort this transaction and return to the Department of State Taxes Government of Nagaland site'. The bottom of the page shows a dark blue footer with copyright information: '© Copyright State Bank of India.' and 'Site best viewed at 1024 x 768 resolution in Microsoft Edge 79+, Mozilla 40+, Google Chrome 50+'. The system tray at the bottom right shows the Windows logo, a search bar, and icons for various applications, along with the date and time: '21-01-2026 12:56'.

Rediffmail x Spam - Mail (commr.tax-ng) x WhatsApp x DIMAPUR RENTALS.pdf x STATE BANK OF INDIA x

merchant.sbi.bank.in/merchant/merchantinter.htm

Goods & Service Ta... vpn.gst.gov.in/my.p... NIC Accounts mu alem All Bookmarks

SBI ONLINE

Welcome
Last site visit

Please use CONFIRM button to proceed after entering OTP in this page

Enter high security transaction password received in your mobile phone 91-8*****163

Enter High Security Password*

.....

If you did not receive the High Security Password on SMS, you can [click here to resend the SMS](#).

CONFIRM BACK

[Click here](#) to abort this transaction and return to the Department of State Taxes Government of Nagaland site

© Copyright State Bank of India.
Site best viewed at 1024 x 768 resolution in Microsoft Edge 79+, Mozilla 40+, Google Chrome 50+

Privacy Statement | Disclosure | Terms of Service (Terms & Conditions)

Search


ENG IN 12:56
21-01-2026

Generation of Bank Unique Reference Number (BURN) on Successful payment

Browser tabs: Rediffmail, Spam - Mail (commr.tax-ngl...), WhatsApp, DIMAPUR RENTALS.pdf, Professional Tax

Address bar: taxsoft-ngl.nic.in/Ptaxnagaland/TaxPayer/BankPay

Navigation icons: Goods & Service Ta..., vpn.gst.gov.in/my.p..., NIC Accounts, mu, alem, All Bookmarks



Department of State Taxes Government of Nagaland Professional Tax

Professional Tax Online Registration and e-Payment System

e-Payment Status Details

Amount Credited	1
Unique Payment Reference Number(UPRN)	PT2101202610120
Payment Status	SUCCESS
Payment Status Description	PAYMENT SUCCESSFULL
Bank Unique Reference Number(BURN)	5344851259140

Close

Windows taskbar: Search, icons for various applications, ENG IN, 12:56, 21-01-2026

2. Check UPRN

Click on the “Check UPRN” link under “e-payment” section

The screenshot shows a web browser window with the URL taxsoft-ngl.nic.in/Ptaxnagaland. The page header includes the logo of the Government of Nagaland and the text "Department of State Taxes Government of Nagaland Professional Tax". Below the header is a blue banner with the text "Professional Tax Online Registration and e-Payment System".

The main content area is divided into three sections:

- PTIN Services:**
 - Generate PTIN
 - Check Enrollment
 - PTIN Certificate
 - Forgot Ack/Ptin
- e-Payment:**
 - Payment
 - Check UPRN** (highlighted with a blue arrow)
 - Payment Status
 - Print e-Challan
- Manual Payment:**
 - Generate Challan
 - Upload Challan

In the center, there is a large graphic with the text "NAGALAND ONLINE PROFESSIONAL TAX PAYMENT" and "Make your Nagaland professional tax payments securely online". The graphic depicts two men sitting at a desk with a computer, a calculator, and a sign that says "TAX".

On the right side, there is an "Officer Login" form with fields for "Username" and "Password", and a "Sign in" button.

The browser's address bar shows the URL <https://taxsoft-ngl.nic.in/Ptaxnagaland/TaxPayer/CheckUpn>. The Windows taskbar at the bottom shows the time as 14:29 on 21-01-2026.

Enter UPRN No and click on "Search"

Browser tabs: Rediffmail, Spam - Mail (commr.tax-ngl), WhatsApp, DIMAPUR RENTALS.pdf, Professional Tax

Address bar: taxsoft-ngl.nic.in/Ptaxnagaland/TaxPayer/CheckUpm

Department of State Taxes
Government of Nagaland
Professional Tax

Professional Tax Online Registration and e-Payment System

[Back to Home](#)

Check e-Payment Status

Enter UPRN No *	<input type="text" value="PT2101202610120"/>
	<input type="button" value="Search"/>

Enter UPRN No

Windows taskbar: Search, ENG IN, 12:58, 21-01-2026

Details of UPRN with status of Payment

Browser tabs: Rediffmail, Spam - Mail (commr.tax-ngl), WhatsApp, DIMAPUR RENTALS.pdf, Professional Tax

Address bar: taxsoft-ngl.nic.in/Ptaxnagaland/TaxPayer/CheckUpnr

Navigation icons: Back, Forward, Refresh, Home, Search, Star, Download, Print, Menu

Bookmarks: Goods & Service Tax, vpn.gst.gov.in/my.p..., NIC Accounts, mu, alem

Right side: All Bookmarks



Department of State Taxes
Government of Nagaland
Professional Tax

Professional Tax Online Registration and e-Payment System

[Back to Home](#)

Check e-Payment Status

Enter UPRN No *



UPRN No	CTD Ref Date	Ptin	Entity Name	Mobile	Rate	Pay Type	Month	Period	Amount	Interest	Penalty	Others	Total	Bank Ref No	Bank Ref Date	Status
PTZ101202610120	21/01/2026	01RCJBP58429P629	DIMAPUR RENTALS	8974007108	2000 PER ANNUM	YEARLY		2025-26	1.00	0.00	0.00	0.00	1.00	5344851259140	21/01/2026	PAYMENT SUCCESSFULL

English (United States)
English (India)

To switch input methods, press Windows key + space.

Windows taskbar: Start button, Search, Task View, Taskbar icons (Edge, File Explorer, etc.), System tray (Language: ENG IN, Network, Volume, Date: 12:58 21-01-2026)

3. Payment Status

Click on the “Payment Status” link under “e-payment” section

The screenshot shows a web browser window displaying the Nagaland Department of State Taxes Professional Tax website. The browser's address bar shows the URL taxsoft-ngl.nic.in/Ptaxnagaland. The website header includes the logo of the Government of Nagaland and the text "Department of State Taxes Government of Nagaland Professional Tax". Below the header is a navigation bar with the text "Professional Tax Online Registration and e-Payment System".

The main content area is divided into three sections:

- PTIN Services:**
 - Generate PTIN
 - Check Enrollment
 - PTIN Certificate
 - Forgot Ack/Ptin
- e-Payment:** A blue arrow points to this section, which contains:
 - Payment
 - Check UPRN
 - Payment Status** (highlighted in red)
 - Print e-Challan
- Manual Payment:**
 - Generate Challan
 - Upload Challan

On the right side of the page, there is an "Officer Login" section with input fields for "Username" and "Password", and a "Sign in" button. The central banner features the text "NAGALAND ONLINE PROFESSIONAL TAX PAYMENT" and "Make your Nagaland professional tax payments securely online" with an illustration of two men at a computer.

The browser's taskbar at the bottom shows the Windows logo, a search bar, and various application icons. The system tray on the right indicates the time as 14:35 and the date as 21-01-2026.

Enter PTIN and click on “Search”

taxsoft-ngl.nic.in/Ptaxnagaland/TaxPayer/PaymentStatus

Department of State Taxes
Government of Nagaland
Professional Tax

Professional Tax Online Registration and e-Payment System

[Back to Home](#)

Check e-Payment Status

Enter PTin *	01RCJBPS8429P629
	<input type="button" value="Search"/>

Enter PTIN

Search

Windows Search | ENG IN | 12:57 21-01-2026

Details of all the payment against the PTIN shall be shown

Browser tabs: Rediffmail, Inbox - Mail (commr.tax-ngl), WhatsApp, Inbox - taxes.nagaland@gm, Professional Tax

Address bar: taxsoft-ngl.nic.in/Ptaxnagaland/TaxPayer/PaymentStatus

Department of State Taxes
Government of Nagaland
Professional Tax
Professional Tax Online Registration and e-Payment System

[Back to Home](#)

Check e-Payment Status

Enter PTin *

UPRN No	CTD Ref Date	Ptin	Entity Name	Mobile	Rate	Pay Type	Month	Period	Amount	Interest	Penalty	Others	Total	Bank Ref No	Bank Ref Date	Status
PT2101202610119	21/01/2026	01RCJBPS8429P629	DIMAPUR RENTALS	8974007108	2000 PER ANNUM	YEARLY		2025-26	1.00	0.00	0.00	0.00	1.00			PENDING
PT2101202610120	21/01/2026	01RCJBPS8429P629	DIMAPUR RENTALS	8974007108	2000 PER ANNUM	YEARLY		2025-26	1.00	0.00	0.00	0.00	1.00	5344851259140	21/01/2026	PAYMENT SUCCESSFULL



4. Print e-Challan

Click on the “Print e-Challan” link under “e-payment” section

The screenshot shows a web browser window with the URL taxsoft-ngl.nic.in/Ptaxnagaland. The page header includes the Department of State Taxes, Government of Nagaland, and Professional Tax. The main navigation menu is divided into three sections: PTIN Services, e-Payment, and Manual Payment. The e-Payment section has a blue arrow pointing to the 'Print e-Challan' link. The Officer Login section contains fields for Username and Password, and a Sign in button. The footer shows the Windows taskbar with the time 14:38 on 21-01-2026.

PTIN Services

- ✓ Generate PTIN
- ✓ Check Enrollment
- ✓ PTIN Certificate
- ✓ Forgot Ack/Ptin

e-Payment

- ✓ Payment
- ✓ Check UPRN
- ✓ Payment Status
- ✓ **Print e-Challan**

Manual Payment

- ✓ Generate Challan
- ✓ Upload Challan

Officer Login

Username

Password

Sign in

NAGALAND ONLINE PROFESSIONAL TAX PAYMENT

Make your Nagaland professional tax payments securely online

Professional Tax Online Registration and e-Payment System

<https://taxsoft-ngl.nic.in/Ptaxnagaland/TaxPayer/DownloadChallan>

Enter UPRN and click on “Search”

taxsoft-ngl.nic.in/Ptaxnagaland/TaxPayer/DownloadChallan

Department of State Taxes
Government of Nagaland
Professional Tax

Professional Tax Online Registration and e-Payment System

[Back to Home](#)

Print e-Challan

Enter UPRN No *

PT2101202610120

Search

Enter UPRN No

ENG IN 12:59 21-01-2026

Generation of e-Challan

Browser tabs: Inbox - Mail (commr.tax-ngl), Rediffmail, WhatsApp, Professional Tax, Professional Tax

Address bar: taxsoft-ngl.nic.in/Ptaxnagaland/TaxPayer/PrintChallan

Navigation icons: Back, Forward, Refresh, Home, Search, Star, Download, Print, Menu

Bookmarks: Goods & Service Ta..., vpn.gst.gov.in/my.p..., NIC Accounts, mu, alem

Page Title: Professional Tax Online Registration and e-Payment System

[Back to Home](#)

The Nagaland Professions, Trades, Callings and Employments Taxation Rules, 1970



FORM VI
e-Challan

[See Rules 13 and 14]

0028.OTHERS TAXES ON INCOME AND EXPENDITURE-PROFESSION TAX

1	Unique Payment Reference No (UPRN)	PT2201202610131
2	PTIN Number	12RAKIPA9163A588
3	Office/Ward	DIMAPUR WARD F
4	Name of Individual/Entity	ROKOLHOU ANGAMI
5	Payment Type	YEARLY
6	Financial Year	2026-27
7	Month (if any)	
8	Challan Date	22/01/2026
9	Bank Unique Reference No (BURN)	1438413237318



Search



ENG
IN



14:18
23-01-2026

Click on “Download” to download the Challan

Browser tabs: Inbox - Mail (commr.tax-ngl...), Rediffmail, WhatsApp, Professional Tax, Professional Tax

Address bar: taxsoft-ngl.nic.in/Ptaxnagaland/TaxPayer/PrintChallan

Bookmarks: Goods & Service Ta..., vpn.gst.gov.in/my.p..., NIC Accounts, mu, alem

4	Name of Individual/Entity	ROKOLHOU ANGAMI
5	Payment Type	YEARLY
6	Financial Year	2026-27
7	Month (if any)	
8	Challan Date	22/01/2026
9	Bank Unique Reference No (BURN)	1438413237318
10	Tax Amount	2500.00
11	Interest Amount	0.00
12	Penalty Amount	0.00
13	Others	0.00
14	Total Amount (10+11+12+13)	2500.00
15	RUPEES TWO THOUSAND FIVE HUNDRED ONLY	

Download



Office of the Commissioner of State Taxes, Near G.H.S.S, Lengrijan
Dimapur-797112(Nagaland)
Official e-mail: commr.tax-ngl@nic.in



Search



ENG
IN




14:18
23-01-2026

Printing of e-Challan

12/3/26, 2:21 PM

The Nagaland Professions, Trades, Callings and Employments Taxation Rules, 1970



FORM VI
e-Challan
[See Rules 13 and 14]
002.OTHERS TAXES ON INCOME AND EXPENDITURE-PROFESSION TAX

1	Unique Payment Reference No (UPRN)	PT2201202610131
2	PTIN Number	12RAKIP9163AS88
3	Office/Ward	DIMAPUR WARD F
4	Name of Individual/Entity	ROKOLHOU ANGAMI
5	Payment Type	YEARLY
6	Financial Year	2026-27
7	Month (if any)	
8	Challan Date	22/01/2026
9	Bank Unique Reference No (BURN)	1438413237318
10	Tax Amount	2500.00
11	Interest Amount	0.00
12	Penalty Amount	0.00
13	Others	0.00
14	Total Amount (10+11+12+13)	2500.00
15	RUPEES TWO THOUSAND FIVE HUNDRED ONLY	

1/1

Print 1 sheet of paper

Destination HP Smart Tank 580-590

Pages All

Copies 1

Layout Portrait

Color Black and white

More settings

Print Cancel

1	Unique Payment Reference No (UPRN)
2	PTIN Number
3	Office/Ward
4	Name of Individual/Entity
5	Payment Type
6	Financial Year
7	Month (if any)
8	Challan Date

22/01/2026